

Critter Ridder® Rabbit Repellent Stations

INSTRUCTIONS

GENERAL INFORMATION

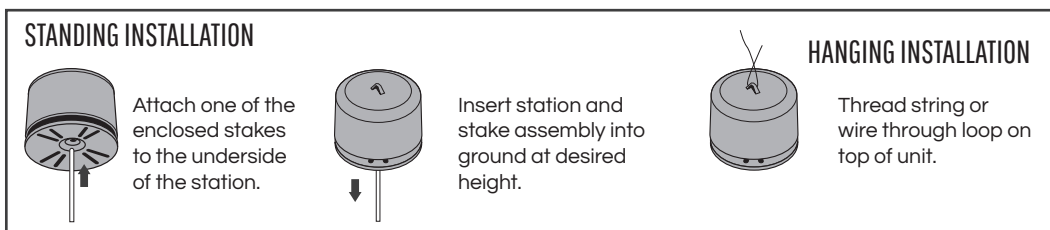
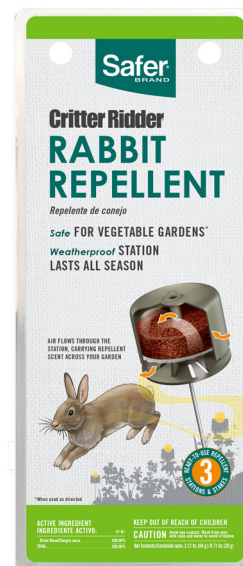
By following the instructions below, this product will remain effective throughout the entire growing season without further maintenance. The effectiveness of scent-based repellents can be diminished in temperatures below 40 degrees F. The all-natural, scent-based repellent triggers the deer's flight response to danger. This box includes six (6) Critter Ridder® Deer Repellent stations and six (6) wire stakes.

LOCATION

Units should be installed near the top level of the plant or vegetation they are protecting to allow the scent to work effectively. Please adjust units installed on plants that grow significantly during the season to maximize the repellent capability.

INSTALLATION

Insert the included stakes into the bottom of the unit. Make sure to firmly push until the stake is fully seated (you should be able to see the tip of the stake in the hole on the top of the unit).

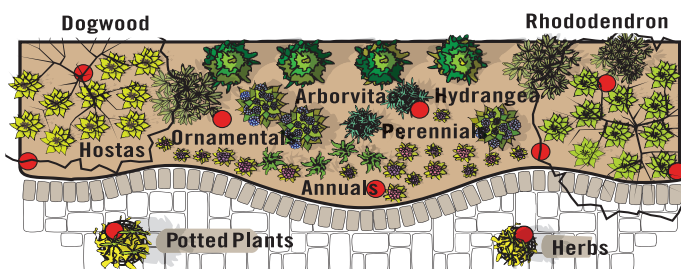


The stakes are designed to fit snugly so that wind and animals cannot easily disrupt them. Insert the other end of the stake in the ground and press down to achieved desired height. You may also use string, wire, or even Christmas ornament hooks (not included) to hang the units in fencing, hanging pots, shrubs, and trees using the plastic loop at the top of each unit.

PLEASE NOTE: THE FILTER SIDE OF THE UNIT MUST BE DIRECTLY FACING THE GROUND ONCE INSTALLED!

SPACING AND COVERAGE

Units should be placed 4 to 8 feet apart in any direction within your flower or vegetable gardens. Units may be placed closer together to increase effectiveness as necessary. For potted flowers or plants, simply place one unit in each pot. Please avoid placing the units in the direct spray of a lawn sprinkler head as the spray may damage or disrupt the unit.



PETS AND RACCOONS

This product contains a non-toxic blood product that some dogs, cats and raccoons may find attractive.